


Maximize Power To Run Smoother.



MPI 601 Series CD Ignition

- ▶ The MPI 601 Series is a self-powered CD ignition system which can be installed on any large flywheel, spark-ignited engine. With electronics engine-mounted in close proximity to the flywheel, the unit is powered by magnetic charging circuitry.



Features:

- Reliable capacitor discharge circuitry
- High-output, self-powered electromagnetic system
- 30,000 volt output at low rpm
- Crankshaft-referenced timing
- Dual trigger timing
- One-cylinder applications
- Control circuitry is sealed module
- Two year warranty

Benefits:

- Inexpensive, proven design
- No moving parts to wear out
- More timing accuracy with flywheel mounting
- Compatible with most large flywheel spark-ignited engines

Sales • Service • Support

Murphy Power Ignition
P.O. Box 470248
Tulsa, OK 74147
Phone: 918.317.4100
FAX: 918.317.4266
www.murphy-pi.com



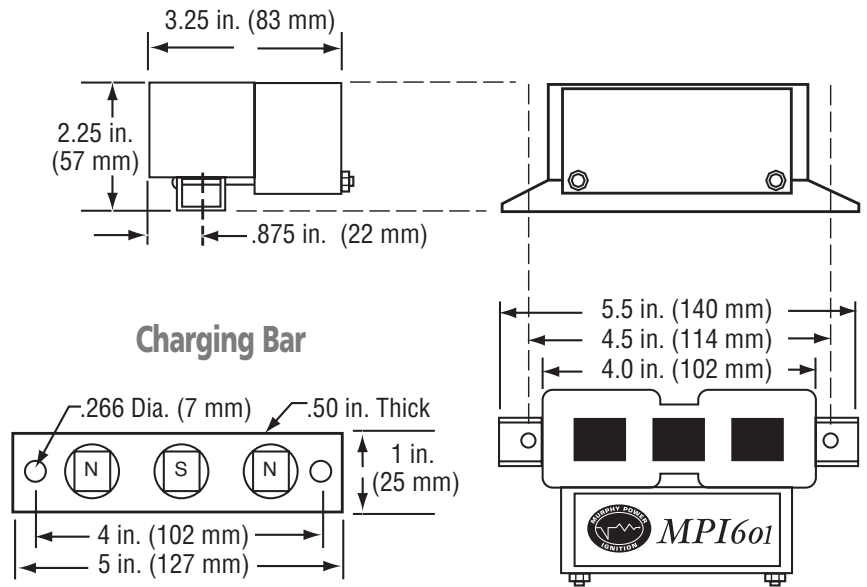
► MPI 601 Series CD Ignition

Maximize Power To Run Smoother.

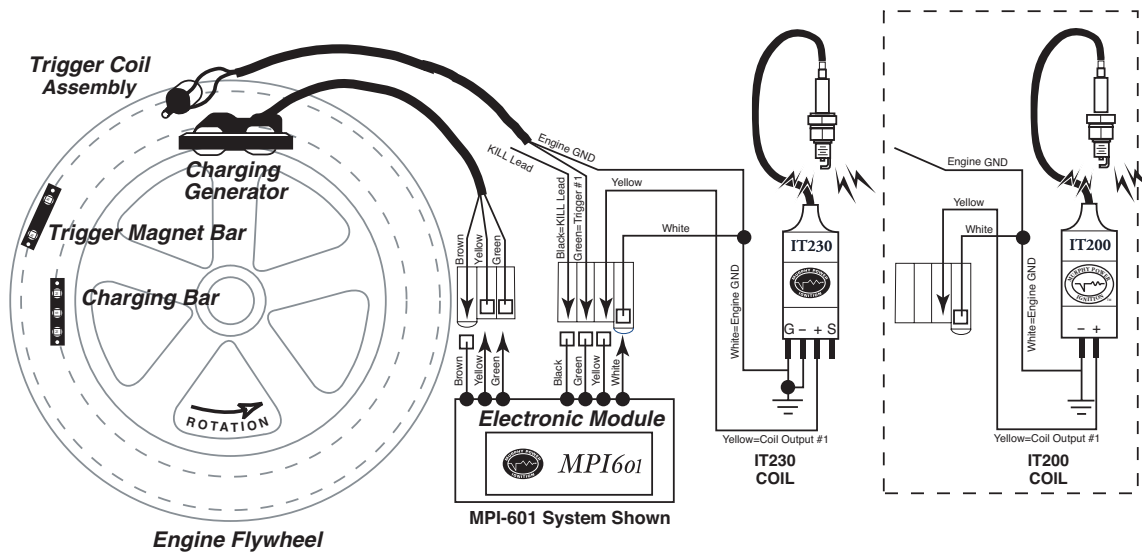
Installation

1. A trigger magnet bar is fastened to the flywheel with the run magnet (deeper recessed) at the timing angle chosen for normal running.
2. A trigger coil is installed to sense the magnets and trigger ignition circuitry.
3. The ignition unit is installed on brackets (consult factory for details) in close proximity to the flywheel, at 30 degrees more advanced than the position of the trigger magnet bar. Detailed instructions are provided with each unit.

MPI 601 Dimensions



Connection Diagram



To order: Specify engine type and bracket



MPI-04110B Printed in USA

► **MPI Distributor and Service Representative:**



www.murphy-pi.com

Specifications and performance data subject to change without notice. Certified specifications and performance data available upon request.